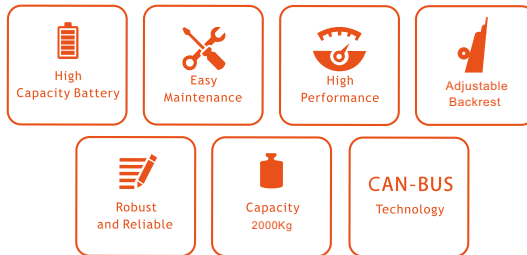


# PT20PLUS

NEW!

## Ride-on Speed Electric Pallet Truck

PT20PLUS is developed under the request of the logistic industry, with its strong and robust chassis, the truck and operator is well protected for mechanical impacts. With its high speed of 7.5/9.0km/h(laden/unladen), and the fixed ride-on platform which can be entered from both sides, the truck delivers the best performance and efficiency requested by the large logistic centers.



### ADVANTAGE:

- High Efficiency
- Auto-slow down for steering
- Noblelift AC Drive Unit
- EPS-Electric Steering System
- Sideway Battery Replacement
- Safety Configuration
- Adjustable Backrest
- Robust and Reliable Design

## DESIGN FOR LOGISTICS CONVENIENT AND EFFICIENT

- Ergonomic Design with Ride-on Platform
- High Performance Maintenance-free AC Drive Unit
- Core Components from Top Quality Brands
- High Speed for High Efficiency and Performance





▶ **Noblelift AC Drive Unit**  
Maintenance-free AC drive unit for high performance, efficiency and stability and at the same time reducing running cost.

▶ **EPS-Electric Steering System**  
The EPS supports the operator during the whole day and makes operations more effortless.



▶ **Adjustable Backrest**  
Equipped with adjustable backrest makes the operator more comfortable by reducing the operation fatigues.

▶ **Sideway Battery Replacement**  
Sideway battery replacement and light battery weight allows easy and fast replacement battery, ideal for multi-shift operations. Battery do not lift, so the efficiency increased a lot.



## CAN-BUS

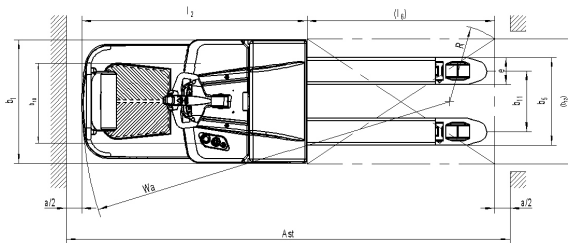
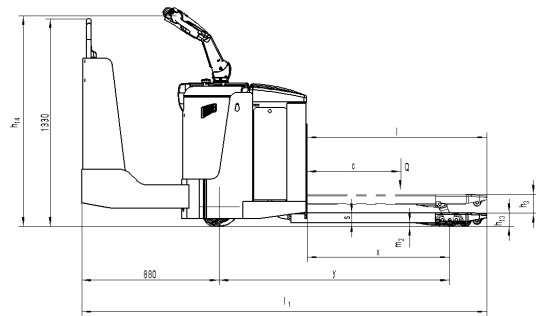
▶ **Safety Configuration**  
Emergency Switch, Reverse Switch on the handle, horizontal position stop and more Safety configuration ensure the safety of the operation.



▶ **High Efficiency**  
With its highest speed of 9km/h(unladen), the truck delivers the high efficiency, ideal for applications for large logistic centers.

▶ **Auto-slow down for steering**  
When the truck is steering, the speed will slow down automatically so that there is no risk of slip or rollover, so that the safety is guaranteed.

▶ **Robust and Reliable Design**  
The robust chassis with the strong 8mm thick apron protects the truck and the components against mechanical impacts from the outside. The steel battery cover ensures the battery well protected.



## PT20PLUS

1.1	Manufacturer's type designation		PT20PLUS
1.2	Load Capacity / rated load	Q(t)	2.0
1.3	Service weight	Kg	840
1.4	Height, lowered	mm	85
1.5	Overall length	mm	2592
1.6	Overall width	mm	790
1.7	Distance between fork-arms	mm	560/685
1.8	Turning radius	mm	2355
1.9	Travel speed, laden/ unladen	Km/h	7.5/9.0